



Fund Fact Sheet 04/2022

Marketing Notice

Page 1/2

Facts and Figures

Fund assets ¹	781.44 million EUR
Gross liquidity ²	330.15 million EUR
Number of fund investments	27
Locations of investments	26 locations / 4 countries
ISIN /WKN	LU2183939003/KLV100
Inception date	28.10.2020
Initial issue price	100.00 EUR
Fund currency	EUR
Management fee	up to 1.80% p. a. of the net asset value ³
Depository fee ³	up to 0.025% p. a. of the net asset value
Commission based on issuance premium ⁵	up to 4%
Total expense ratio for the financial year 20/21 ⁴	0.99%
Estimated total expense ratio for the financial year 21/22 ⁵	1.30%

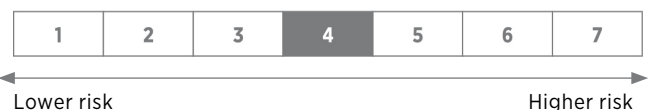
Share price and Performance

Issue price per share	109.00 EUR
Redemption price per share	103.81 EUR
Performance ⁷ /net ⁶ (28.10.20 - 31.03.21)	1.5 % / -3.4 %
Performance (31.03.21 - 31.03.22) ⁷	3.3%
Distribution as at 17.01.22	1.00 EUR per unit

Investment strategy

The fund aims to achieve a positive and measurable contribution to the environmental targets set in accordance with the EU Taxonomy Regulation, in particular regarding climate protection and adapting to climate change. This will be achieved by primarily investing in sustainable assets in the area of renewable energies (mainly solar and wind), as well as energy transmission and energy storage. klimaVest is aiming at a financial return, including an annual profit distribution.⁸

Overall risk indicator



The fund aims to achieve a positive and measurable contribution to the environmental targets set in accordance with the EU Taxonomy Regulation, in particular regarding climate protection and adapting to climate change. This will be achieved by primarily investing in sustainable assets in the area of renewable energies (mainly solar and wind), as well as energy transmission and energy storage. klimaVest is aiming at a financial return, including an annual profit distribution.

¹ Net asset value (gross fund assets less liabilities and provisions).

² Cash at bank and time deposits at fund level, as well as securities (100% of market value).

³ The depository is BNP Paribas Securities Services, Luxembourg Branch, Grand Duchy of Luxembourg.

⁴ Transaction, finance, maintenance, management and administrative costs of investment companies are not taken into account. If fund management fees are incurred by the investments held, these will be taken in account in full when calculating the total expense ratio. This ratio relates to the average net fund assets according to the information memorandum.

⁵ Includes the estimated costs (excluding transaction/management/maintenance costs and finance costs for tangible asset investments and investment companies). This cost estimate does not meet the requirements of a cost statement stipulated under supervisory law in accordance with the MiFID, which you will receive in good time before any order is executed.

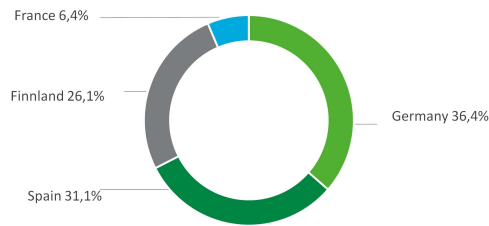
⁶ The modelling of performance for investors (net) is based on an investment of 10,000 euros and 5% return, oriented on the initial charge, which will be deducted in the first year. The initial charge is the highest amount, which may be lower in the individual case. In addition, security account fees for depositing the shares are incurred, which may reduce performance for investors.

⁷ Calculated in accordance with the BVI method (excluding initial charge; distribution immediately reinvested).

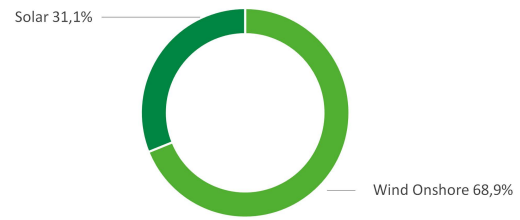
⁸ **Statements made about return and planned profit distributions are not a reliable indicator of future performance.**

Past performance does not offer any guarantee for the future.

Country allocation⁹



Sector allocation⁹



Current diversification and value creation

	Size classes of investments⁹	< 10 million EUR	3.9%
		10 million – 50 million EUR	18.3%
		> 50 million EUR	77.8%
	Project status	Investments installed	23
		Investments under development	4
	Key component suppliers (wind turbine generators, solar modules)	Number (e.g. Nordex, Vestas)	7
	Technical managers of renewable energy plants	Number (e.g. EnBW, BayWa)	6
	Number of power purchase agreements and remuneration schemes	Power Purchase Agreements (PPA ¹⁰)	4
		State-guaranteed feed-in tariffs (e.g. EEG)	19
	Energy generation in MW	Total capacity installed	379
		Total capacity under development	231
	Target for households supplied with electricity from renewable energies¹¹	Number	320,668
	Target for CO₂ avoidance	in tonnes ¹² per year	333,707
		Equivalent to CO ₂ absorption of beech trees ¹³ per year	26.7 million

⁹ Calculated on the basis of direct and indirect shareholdings including shareholder loans.

¹⁰ Power Purchase Agreements (PPA) are long-term agreements to purchase power between an electricity producer and an electricity consumer.

¹¹ Calculated based on data from the Federal Statistical Office, assuming that a German household consumes 3,106 kWh per year (dated: Jan 2022, reference year 2019). Calculation is based on the current fund portfolio of plants for generating renewable energies. The target may be missed or exceeded.

¹² Calculated on the assumption that the plants generate and feed in electricity as per the technical report and the avoidance factors of the Technical Working Group of International Financial Institutions (IFI) (https://unfccc.int/sites/default/files/resource/IFI%20Default%20Grid%20Factors%202021%20v3.1_unfccc.xlsx), which underlies the standard of the UNFCCC (United Nations Framework Convention on Climate Change) and the upstream chain emissions of the Federal Environmental Office (https://www.umweltbundesamt.de/sites/default/files/medien/1410/publikationen/2021-12-13_climate-change_71-2021_emissionsbilanz_erneuerbarer_energien_2020_bf_korr-01-2022.pdf#page=54). The avoidance factors gradually reduce, as the proportion of regeneratively generated energy in the electricity mix may rise in future and less electricity produced from fossil fuels will therefore be supplanted. This justifies a lower CO₂ avoidance while expectations for electricity generation remain the same. Calculation is based on the current fund portfolio of plants for generating renewable energies. The target may be missed or exceeded.

¹³ Calculated on the basis of data from the Bavarian State Forestry Institute (Leaflet 27) with the following assumptions made for an average beech tree: duration of growth 80 years, 23 m high and trunk diameter of 30 cm, which binds 1,000 kg CO₂ over its lifetime. Calculation is based on the current fund portfolio of plants for generating renewable energies. The target may be missed or exceeded.

This is a marketing notice. Please read the information memorandum and the basic information sheet of klimaVest before you make any investment decisions. You can obtain these and other documents (e.g. the current annual and half-yearly reports) free of charge (in German), in printed or file form, from your advisor or directly from Commerz Real Fund Management S.à r.l. You can also download the documents from the internet at <https://www.klimavest.de/downloads/>. You will also find more detailed information about the opportunities and risks associated with klimaVest at <https://www.klimavest.de/chancen-und-risiken/>. You will find a summary of your investor rights (in German) in the internet at <https://www.klimavest.de/anlegerrechte/>. Commerz Real Fund Management S.à r.l. has the right to revoke cross-border sales of klimaVest at any time.

Scan now and
find out about
klimaVest.de



Version: 30.04.2022; if nothing to the contrary is specified.

Source: Commerz Real Fund Management S.à r.l. A company of Commerz Real AG. Subject to errors and amendment. This consumer information is for advertising purposes.